

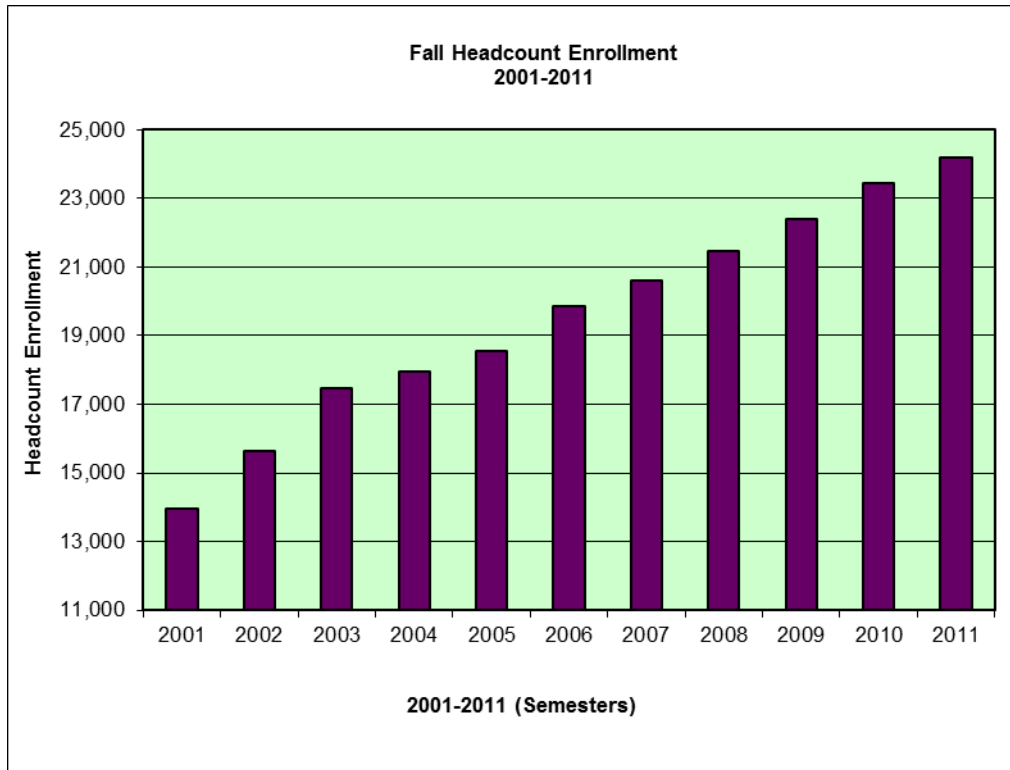
HIGHLIGHTS of KSU's
ENROLLMENT FOR
FALL SEMESTER 2011



**An Analysis Prepared by
Enterprise Information Management**

770.499.3609

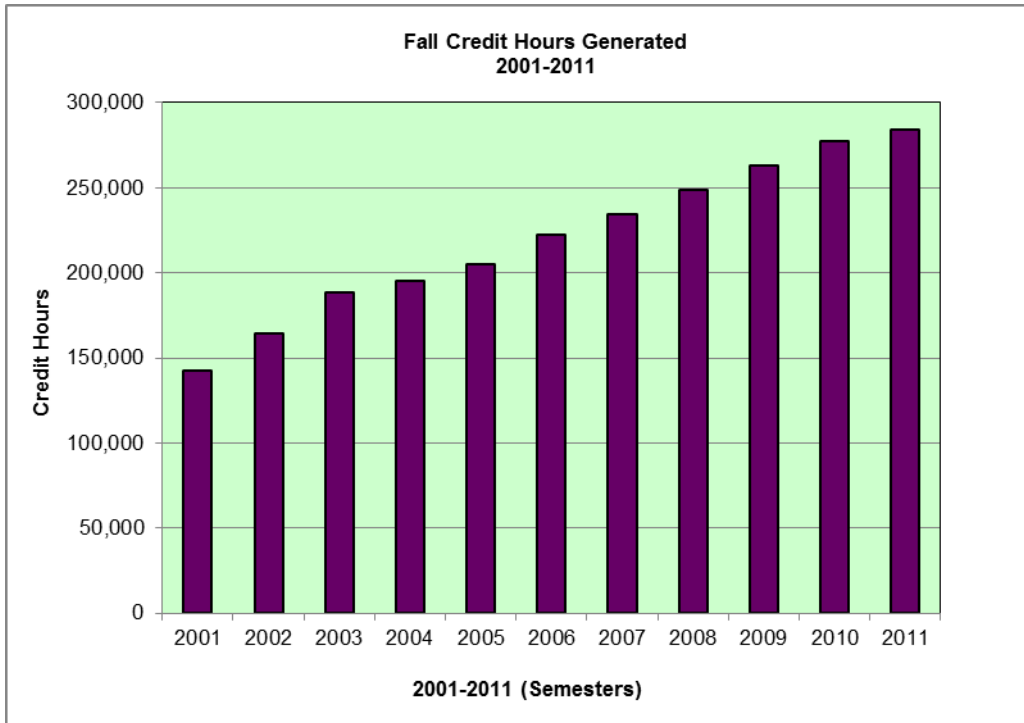
Fall Semester Enrollment Growth Remained Steady



Semesters	2001	2002	2003	2004	2005	2006	2007	2008	2009	2010	2011
Headcount Enrollment	13,951	15,654	17,485	17,961	18,556	19,854	20,607	21,449	22,389	23,452	24,175
Annual % Change	4%	12%	12%	3%	3%	7%	4%	4%	4%	5%	3%

- ❖ The Fall 2011 enrollment reached a new landmark of over 24,000 students, up 3% (over 700 students) from the previous fall.
- ❖ Over the past ten years, fall enrollment grew by over 10,000 students (73%).
- ❖ Over the past decade, fall enrollment hit a new record high every year.

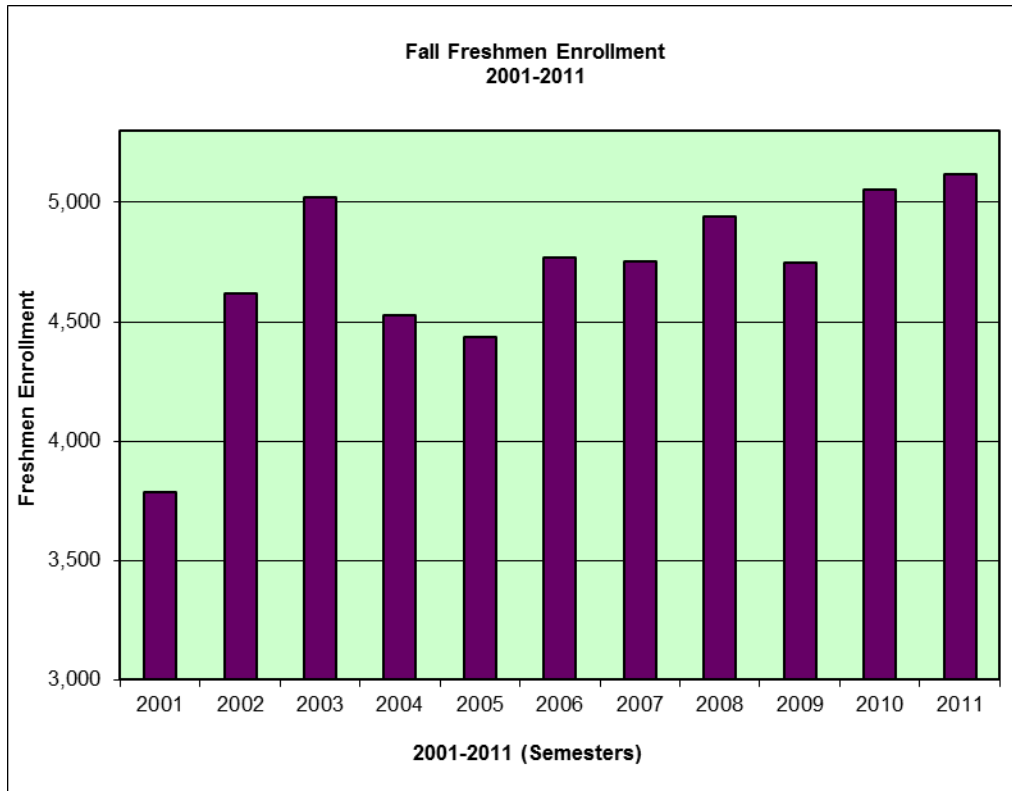
Credit Hour Grows at About the Same Rate as Headcount



Semesters	2001	2002	2003	2004	2005	2006	2007	2008	2009	2010	2011
Credit Hours Generated	142,322	164,699	188,105	195,187	205,261	222,368	234,323	248,875	262,981	277,172	283,831
Annual % Change	5%	16%	14%	4%	5%	8%	5%	6%	6%	5%	2%

- ❖ For the first time in a decade, credit hour growth did not outpace enrollment growth. Since 2001, a year before on-campus housing started, credit hour enrollment increased 99% compared to 73% for headcount enrollment.
- ❖ Credit hours drive the full-time equivalent (FTE) enrollment, and these trends indicate that more of KSU's students are enrolling in 12 or more hours (9 or more for graduate) during the Fall term each year.
- ❖ Since the University System's formula funding is based on past productivity of credit hours (the credit hour enrollment two years earlier), KSU continued to earn future increases in state appropriations based on the credit hours generated.

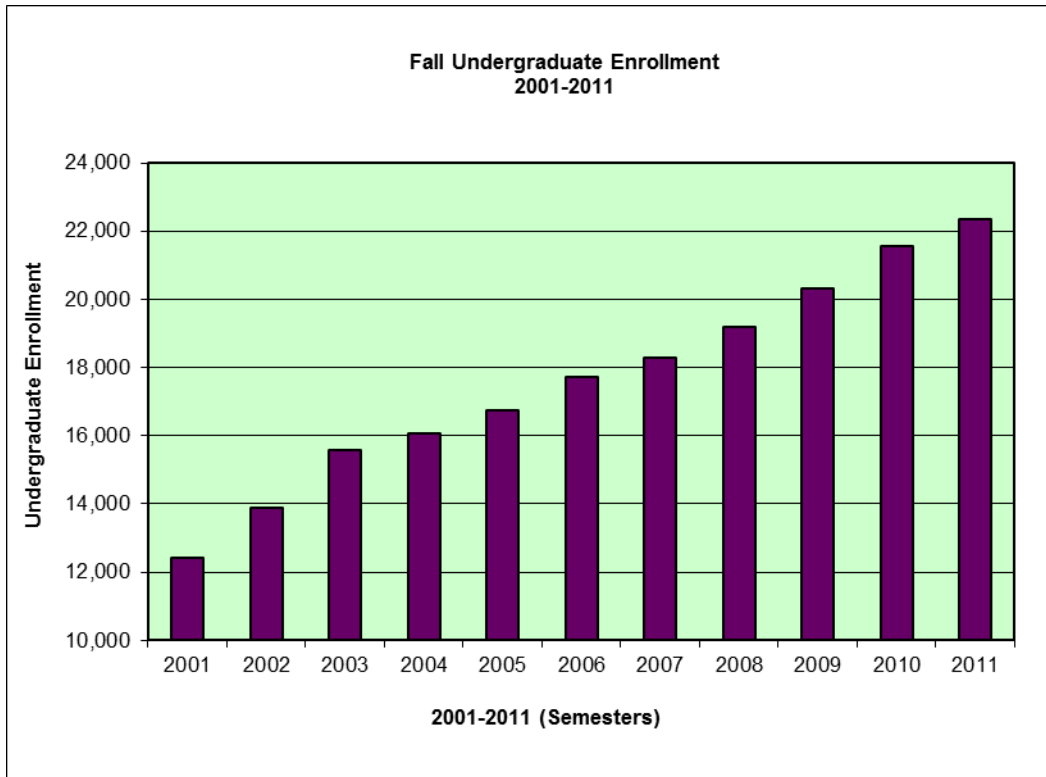
Freshmen Enrollment Continues to Fluctuate



Semesters											
	2001	2002	2003	2004	2005	2006	2007	2008	2009	2010	2011
Freshmen Enrollment	3,788	4,617	5,024	4,527	4,434	4,768	4,754	4,941	4,749	5,054	5,118
Annual % Change	6%	22%	9%	-10%	-2%	8%	0%	4%	-4%	6%	1%

- ❖ The advent of on-campus student housing in 2002 coupled with an economic recession and the effects of 9/11 in 2001 resulted in sharp increases in KSU's enrollment of freshmen in Fall 2002 and Fall 2003. KSU raised freshmen admission standards, and implemented earlier application deadlines to curb runaway growth in the freshmen classification. As a result, freshmen enrollment dropped substantially in Fall 2004, Fall 2005 and again in Fall 2009.
- ❖ Unlike the overall University enrollment, freshmen enrollment has fluctuated up and down. Freshmen enrollment increased 35% (more than 1,300 students) from Fall 2001 to Fall 2011.
- ❖ Of the 5,118 total freshmen in Fall 2010, 56% (2,880) were new first-time freshmen.

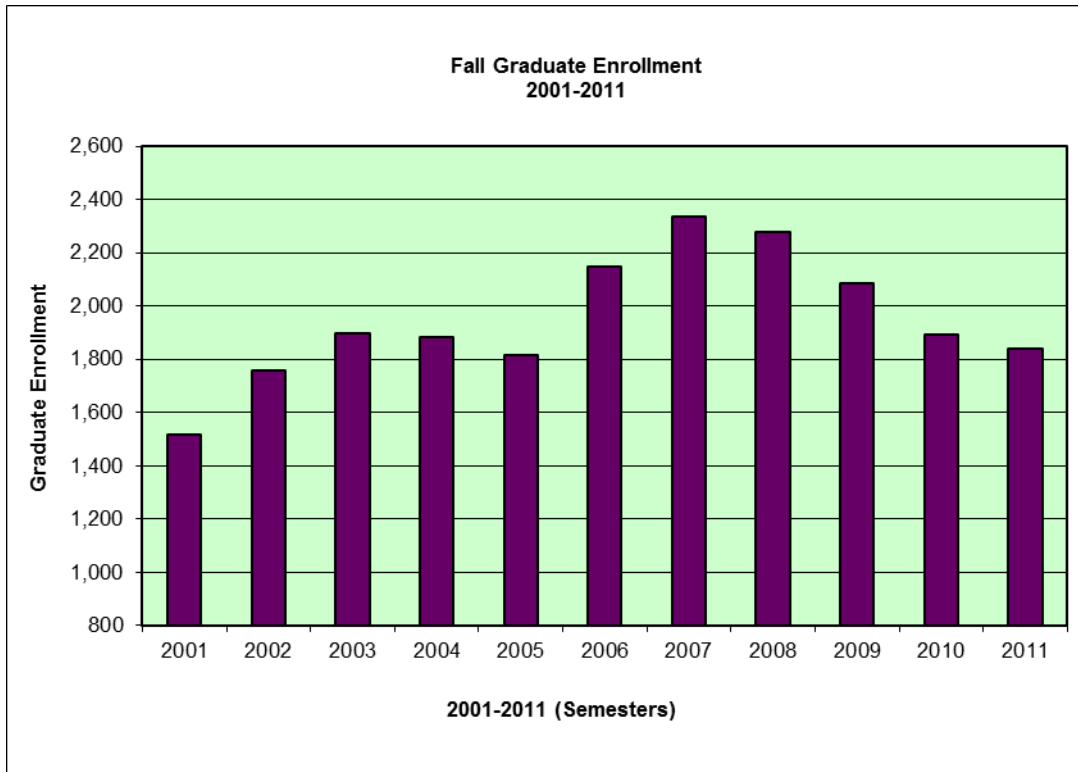
Undergraduate Enrollment Has Grown Steadily



Semesters	2001	2002	2003	2004	2005	2006	2007	2008	2009	2010	2011
Undergraduate Enrollment	12,432	13,897	15,589	16,079	16,739	17,708	18,272	19,171	20,304	21,560	22,333
Annual % Change	4%	12%	12%	3%	4%	6%	3%	5%	6%	6%	4%

- ❖ The undergraduate enrollment reached another all-time high. Undergraduates enrolled in Fall 2011 increased for the 13th consecutive year, driving the overall institutional growth.
- ❖ KSU had a net increase of more than 9,900 additional undergraduate students over the last ten years.
- ❖ The undergraduate enrollment growth over the past 10 years was 80%, compared to 21% for graduate enrollment.

Graduate Enrollment Trends Downward



Semesters											
	2001	2002	2003	2004	2005	2006	2007	2008	2009	2010	2011
Graduate Enrollment	1,519	1,757	1,896	1,882	1,817	2,146	2,335	2,278	2,085	1,892	1,842
Annual % Change	10%	16%	8%	-1%	-3%	18%	9%	-2%	-8%	-9%	-3%

- ❖ Graduate student enrollment has fluctuated up and down over the past ten years. Over the past decade, less than half of the annual percentage changes in graduate enrollments have been increases, and the remaining years have had declines.
- ❖ Graduate enrollment comprised about 8% of the total student headcount at KSU in Fall 2011. This percentage has varied from 11% in Fall 2001 to 8% in Fall 2011.
- ❖ Despite the continued fluctuation in graduate enrollment, KSU had a net increase of over 300 graduate students during the past decade.